

## Annex I — Results of ECA survey addressed to managing authorities

List of questions in our survey of managing authorities with a brief indication of the responses to the questions.

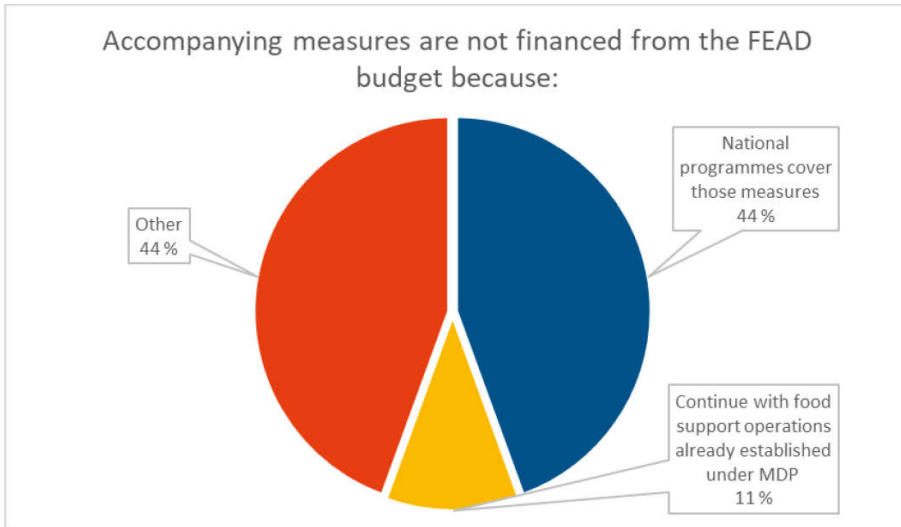
1. Was your institution also responsible for the implementation of EU instruments other than FEAD?
2. Which OP was chosen for implementation in your country? 23 OP I and four OP II Member States.
3. Why did you choose OP I or II?
4. When using FEAD funds to help the most deprived, please indicate if you have assessed the possibility of choosing both operational programmes for national implementation? Only seven replied YES, the other 20 indicated NO.
5. If yes to question 4, please explain why the decision has been taken to implement one instead of both (answers to this question cannot be published due to data protection).
6. What was the overall budget allocation of the national FEAD programme based upon?
7. Do you track actual spending and quantities of food aid and material assistance provided on a yearly basis according to categories in the table under question 8? All 23 respondents replied positively.
8. If yes, please provide the following details (23 completed tables).

### Total amounts of spending and quantities of food and material assistance

spending on food	€1 020 027 858,66
packages	177 725 973
tonnes	1 106 512.50
spending on material assistance	€16 012 155.63
packages	474 324
items	3 114 028
tonnes	192.24
<b>total spending</b>	<b>€1 036 040 014.29</b>
<b>total packages</b>	<b>178 200 297</b>
<b>total tonnes</b>	<b>1 106 704.74</b>

9. Are the accompanying measures financed from the FEAD budget? Results: 15 indicated YES, eight answered NO.

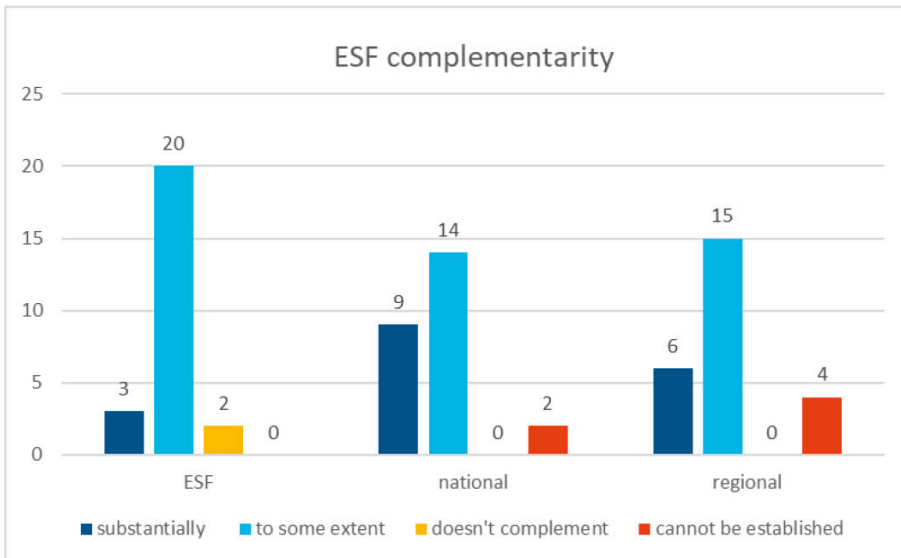
10. Accompanying measures are not financed from the FEAD budget because:



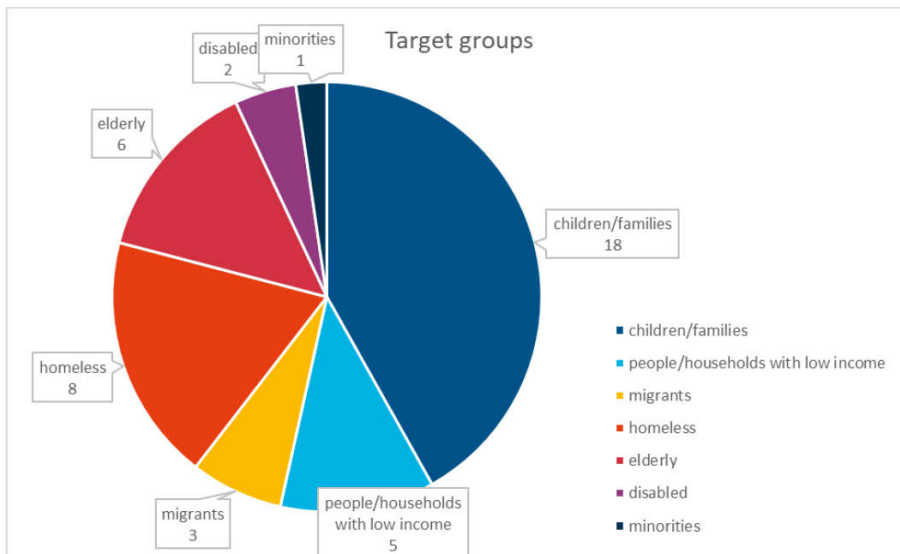
11. What kind of accompanying measures were implemented?

12. Which social inclusion activities were implemented? (OP II only) - (answers to this question cannot be published due to data protection).

13. For each of the programmes listed in questions 11 (for OP I) or 12 (for OP II), would you estimate the FEAD operational programme complements them:

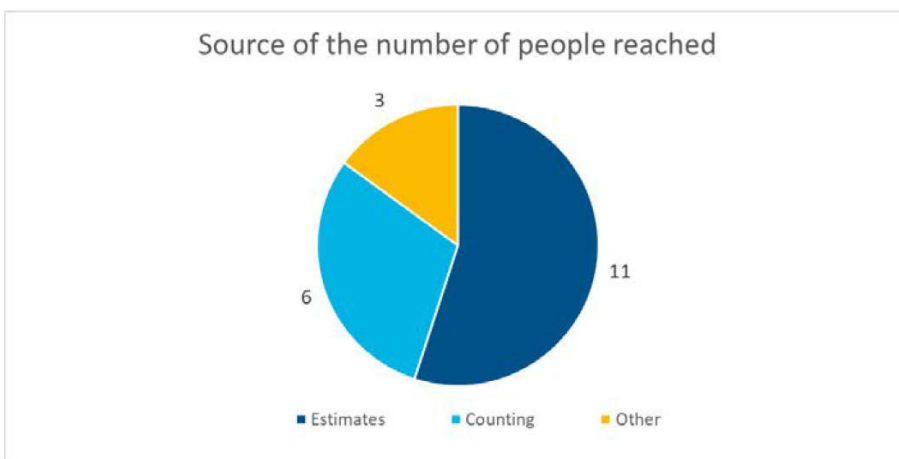


14. Do you specify target groups in more detail?



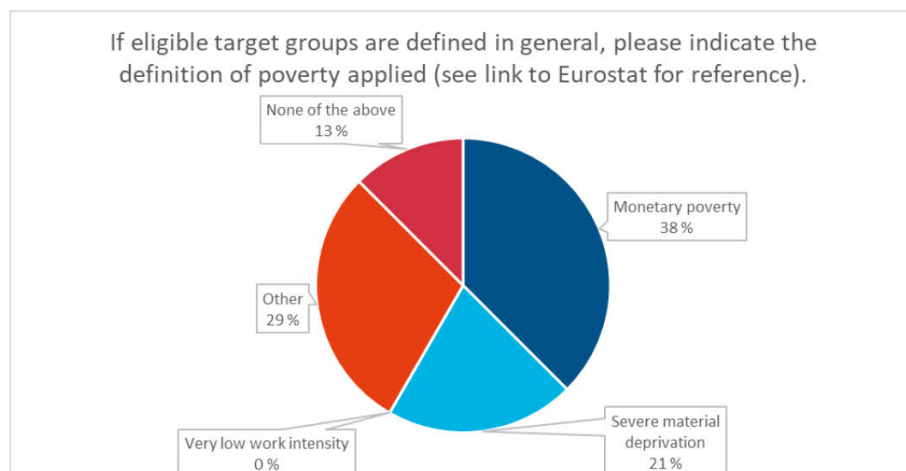
15. If yes to question 14, what is the spending and number of people reached per target group? (answers to this question cannot be published due to data protection).

16. If you inserted data on the number of people reached in the table above, please indicate source:

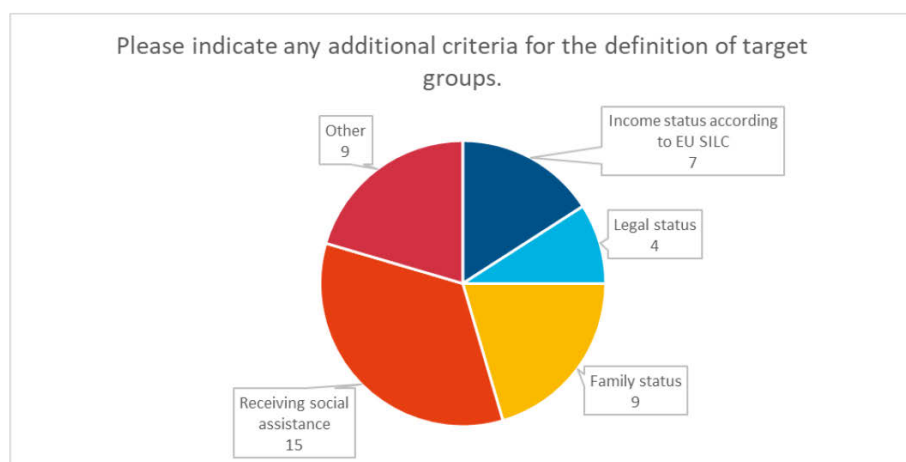


17. If you answered yes to question 14, are these target groups defined in the operational programme? only two replied NO, another 14 stated YES.

18. If eligible target groups are defined in general, please indicate the definition of poverty applied (Eurostat for reference).



19. Please indicate any additional criteria for the definition of target groups.



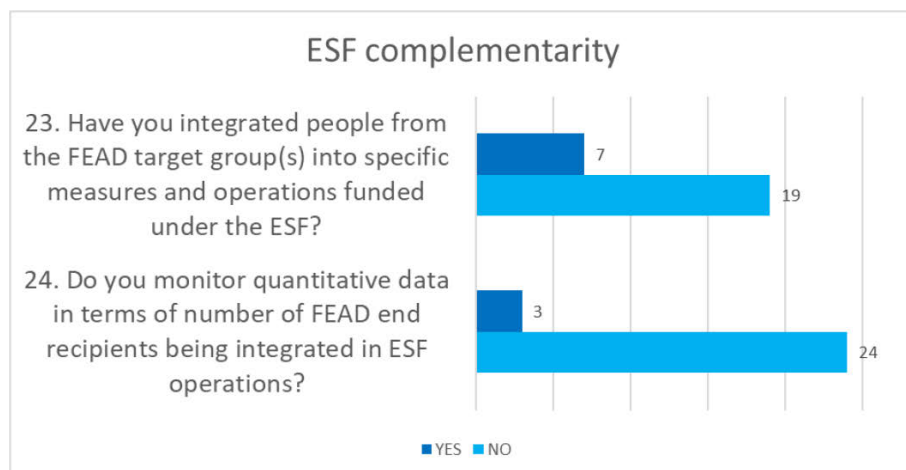
20. Where are the eligibility criteria for end recipients defined?

21. In order to receive aid from FEAD, do end recipients need to be legally eligible for social assistance from the Member State's national, regional or local system?

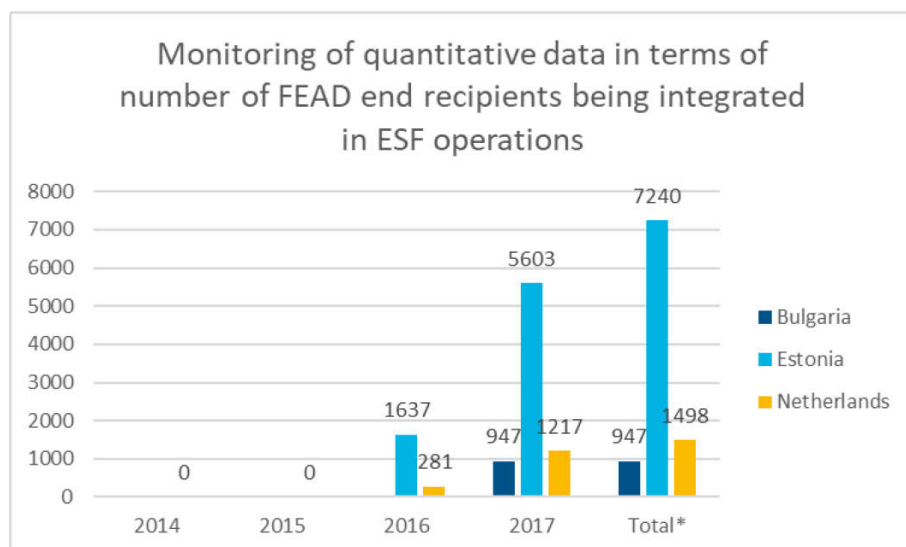
22. If yes, who generates the list of eligible end recipients?

23. Have you integrated people from the FEAD target group(s) into specific measures and operations funded under the ESF ?

24. Do you monitor quantitative data in terms of number of FEAD end recipients being integrated in ESF operations

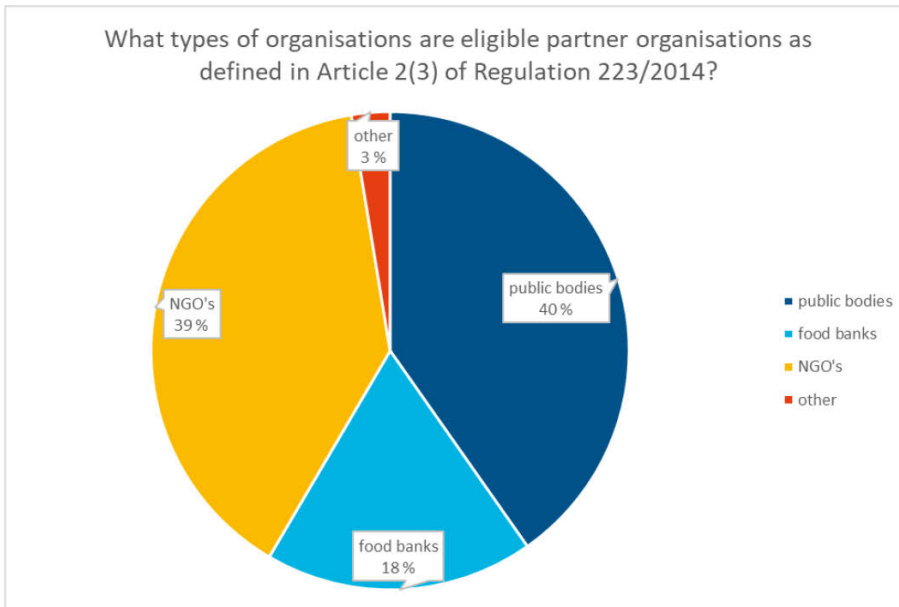


25. If yes to question 24, please indicate the number.

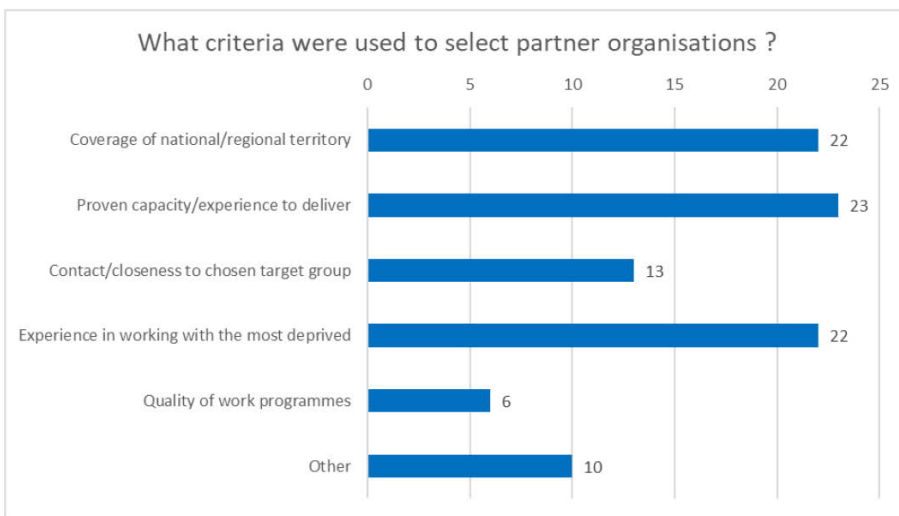


26. If you answered yes to question 24, between 2014 and the end of 2017 how many people within the FEAD target group(s) have you brought to ESF activities.

27. What types of organisations are eligible partner organisations as defined in Article 2(3) of Regulation 223/2014?

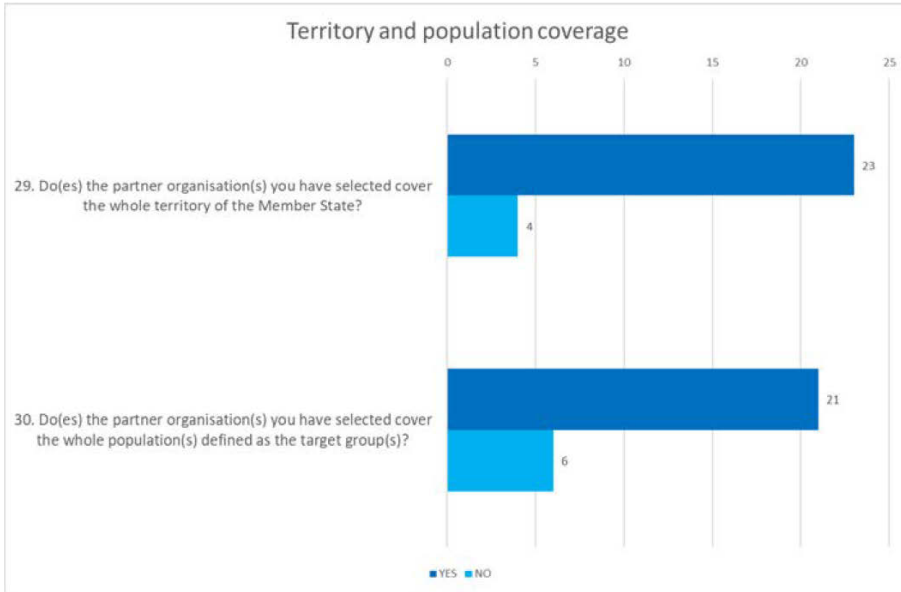


28. Based on which criteria were partner organisations selected?

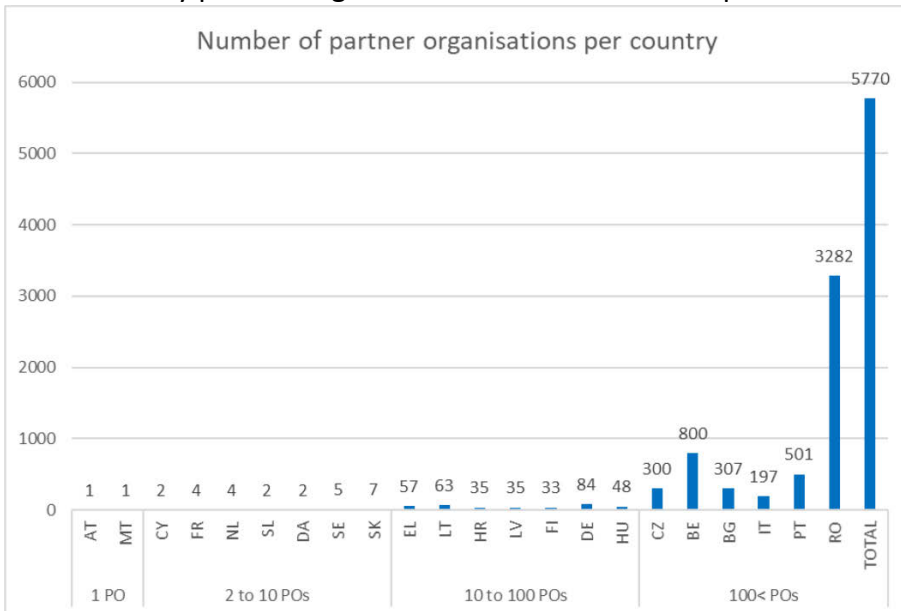


29. Do(es) the partner organisation(s) you have selected cover the whole territory of the Member State?

30. Do(es) the partner organisation(s) you have selected cover the whole population(s) defined as the target group(s) ?



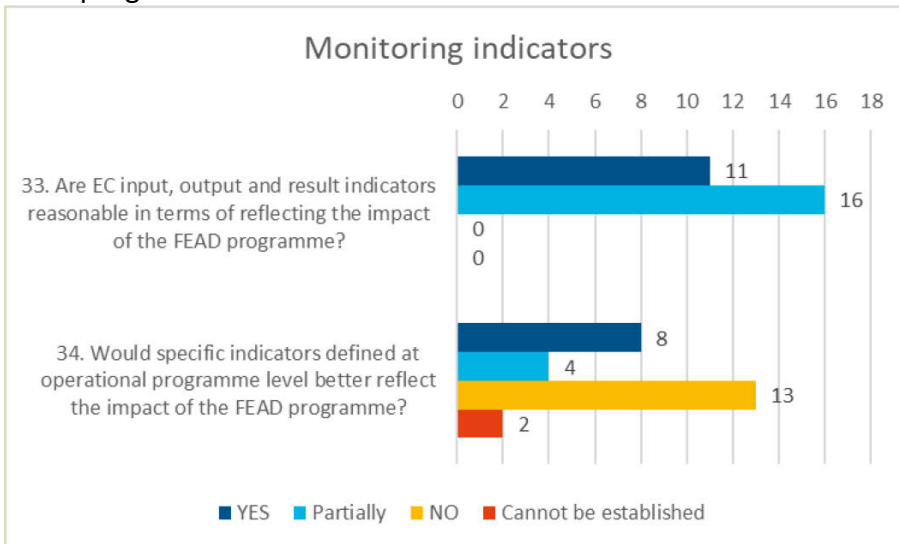
31. How many partner organisations have carried out operations subsidised by FEAD since 2014?



32. How many beneficiaries have been providing aid subsidised by FEAD from 2014 to end 2017? In total around 14 000 beneficiaries are working with FEAD.

33. Are EC input, output and result indicators reasonable in terms of reflecting the impact of the FEAD programme?

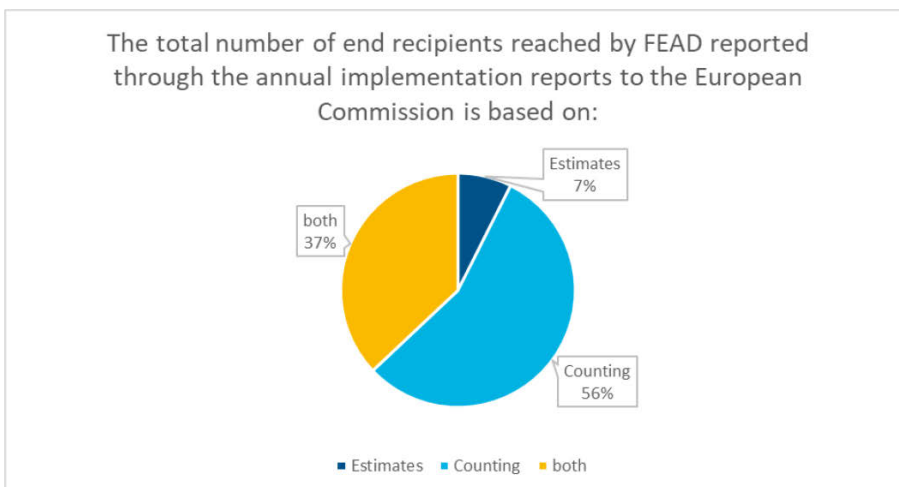
34. Would specific indicators defined at operational programme level better reflect the impact of the FEAD programme?



35. How important are FEAD material assistance and social inclusion operations for the most deprived people in your country in comparison to national programmes and/or private initiatives?

36. Can you estimate the share FEAD funding represents as a percentage of all funding by private and public initiatives, organisations and institutions providing aid or support to materially deprived people (similar to FEAD) in your country, covering material donations, financial donations and the financial equivalent of volunteer work input?

37. The total number of end recipients reached by FEAD reported through the annual implementation reports to the European Commission is based on:





38. If you answered “counting” or “both” above, at which level are counted figures collected (we mean direct counting of all end recipients, with no statistical adjustments or any other judgemental limitation of direct counting)?

